

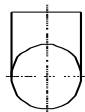
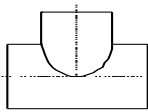
Title: **PIPING CLASS EDMESTON SX**

Approved by:

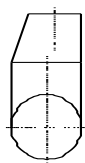
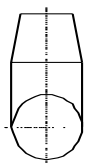
Subject: **BRANCHES IN PIPES**

AHD

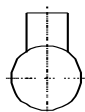
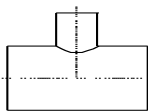
Size (inch) (DN)	MAIN PIPE														BRANCH					
	1"	2"	3"	4"	5"	6"	8"	10"	12"	14"	16"	18"	20"	24"						
O. D. (inch)	1 5/16"	2 3/8"	3 1/2"	4 1/2"	5 1/2"	6 5/8"	8 5/8"	10 3/4"	1'- 3/4"	1'-2"	1'-4"	1'-6"	1'-8"	2'-0"						
(mm)	33.2	60.3	88.9	114.3	139.7	168.3	219.1	273.1	323.9	355.6	406.4	457.2	508.0	609.6						
W. th. (inch)	9/64"	3/32"	1/8"	5/32"	5/32"	5/32"	5/32"	5/32"	5/32"	5/32"	15/64"	15/64"	15/64"	15/64"						
(mm)	3.5	3.0	3.0	4.0	4.0	4.0	4.0	4.0	4.0	4.0	6.0	6.0	6.0	6.0						
	A	B	D	D	D	D	D	D	D	D	D	D	D	D	3.5	9/64"	33,2	1 5/16"	25	1"
		A	B	D	D	D	D	D	D	D	D	D	D	D	3.0	3/32"	60,3	2 3/8"	50	2"
			A	B	D	D	D	D	D	D	D	D	D	D	3,0	1/8"	88,9	3 1/2"	80	3"
				A	B	D	D	D	D	D	D	D	D	D	4,0	5/32"	114,3	4 1/2"	100	4"
					A	B	D	D	D	D	D	D	D	D	4,0	5/32"	139,7	5 1/2"	125	5"
						A	B	D	D	D	D	D	D	D	4,0	5/32"	168,3	6 5/8"	150	6"
							A	B	D	D	D	D	D	D	4,0	5/32"	219,1	8 5/8"	200	8"
								A	B	D	D	D	D	D	4,0	5/32"	273,1	10 3/4"	250	10"
									A	B	D	D	D	D	4,0	5/32"	323,9	1'-3/4"	300	12"
										A	C	D	D	D	4,0	5/32"	355,6	1'-2"	350	14"
											A	C	D	D	6,0	15/64"	406,4	1'-4"	400	16"
												A	C	D	6,0	15/64"	457,2	1'-6"	450	18"
													A	C	6,0	15/64"	508,0	1'-8"	500	20"
														A	6,0	15/64"	609,6	2'-0"	600	24"



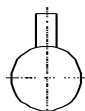
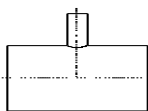
A= Equal tee, ANSI B16.9.



B= Equal tee, ANSI B16.9.  
+ Reducer conc. or reducer ecc.



C= Unequal tee, ANSI B16.9.



D= Set on branch.  
Reinforcement to be calculated

Remarks: